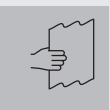


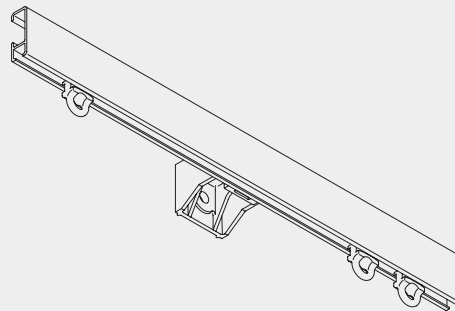
# Hand Operated Curtain Track Systems





## Hand Operated Curtain Track System

# Silent Gliss® 1080



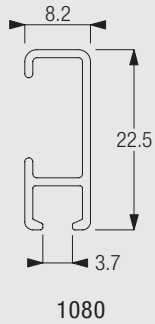
### Product Information

- Versatile, sturdy hand-operated curtain track for domestic or contract use.
- For medium weight curtains.
- Elegant, particularly suited for deep curtain headings.
- Standard colours: silver, white, gold, bronze, black and cream. Gold and brown brackets are available, otherwise use white.
- Standard lengths: 5m (silver and white only), 6m (all colours). Profile connector for longer lengths.
- Easy ceiling or wall fixing or can be suspended from hanger rods.
- Wide variety of accessories for professional fitters.
- Profile also used as picture hanging system and for pelmet/valance rails.
- Can be bent.



1080

## Profile, Bending and Specification Information



Standard radius 100mm  
Arch radius 300mm.

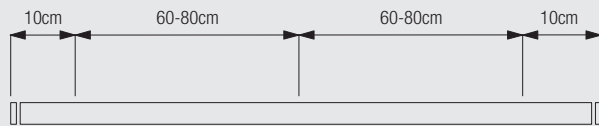
Standard radius is recommended for optimal operation. Minimum possible radius is 60mm.

### Specification guide - download from the Silent Gliss Extranet

Silent Gliss 1080 curtain track, hand drawn, anodised aluminium complete with gliders 3533 at 16/m, 2 endcover/stops 3667 per length. Face fixed with nylon bracket 3603 each screwed to timber/plugged and screwed to blockwork/concrete at 600mm centres. ....Lm. Bronze, gold and silver profile anodised aluminium. All other coloured track, powder coated finish.

## Fitting Information

### Bracket positioning and fixing with universal brackets 3603, 3630, 3655, 3660



The fixing distances are meant as a guide only: they may vary in practice depending on surface and curtain weight.

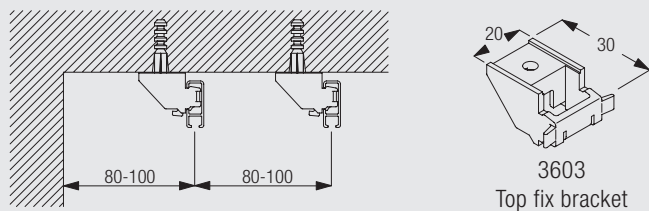


Installation: Roll track onto bracket in direction indicated  
Removal: 1. Press to release 2. Rotate forward for removal

1080

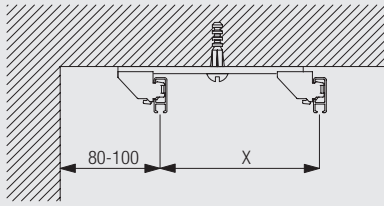
## Fitting Options

### Ceiling fix with bracket 3603

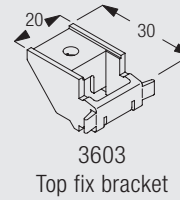
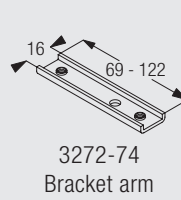


The final distances may be outside of the recommendations above depending on curtain heading, make-up and any obstructions. Batten thickness depends on length of screw.

## Ceiling fix with bracket 3603 and bracket arms 3272 - 3274

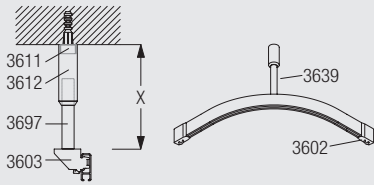


|      | X (mm) |
|------|--------|
| 3272 | 52     |
| 3273 | 75     |
| 3274 | 105    |

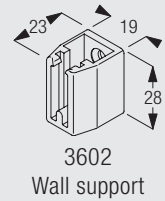
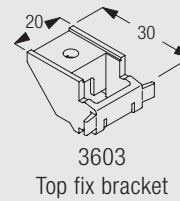
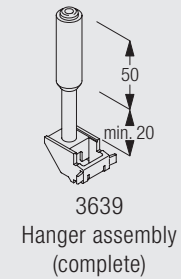


The final distances may be outside of the recommendations above depending on curtain heading, make-up and any obstructions. Batten thickness depends on length of screw.

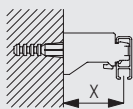
## Suspended fix with bracket 3603 and hanger rod system 3639



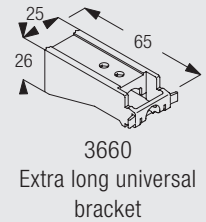
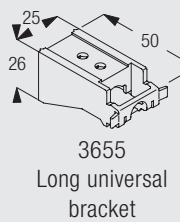
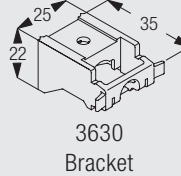
|      | X (m)    |
|------|----------|
| 3639 | 1.25 max |



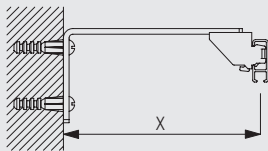
## Wall fix with universal brackets 3630/3655/3660



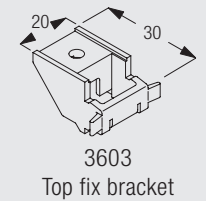
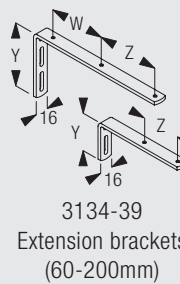
|      | X (mm) |
|------|--------|
| 3630 | 33     |
| 3655 | 48     |
| 3660 | 63     |



## Wall fix with brackets 3134-39 and bracket 3603

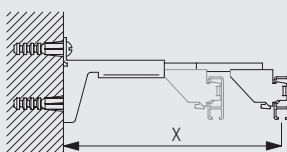


|      | X (mm) | W (mm) | Y (mm) | Z (mm) |
|------|--------|--------|--------|--------|
| 3134 | 71     | -      | 50     | -      |
| 3135 | 91     | -      | 50     | 50     |
| 3136 | 111    | -      | 50     | 50     |
| 3137 | 131    | -      | 80     | 50     |
| 3138 | 161    | 60     | 80     | 60     |
| 3139 | 211    | 85     | 80     | 85     |

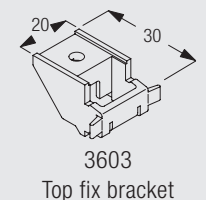
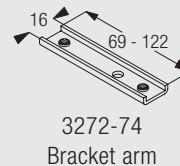
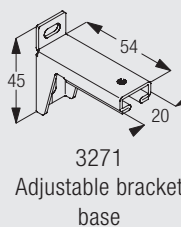


Brackets are threaded for screw 6748 (M4 x 8)

## Wall fix with adjustable bracket support 3271 / bracket plates 3272-74 and bracket 3603











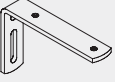





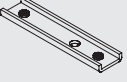
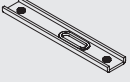



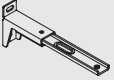





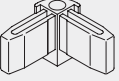


|      | X (mm)  |
|------|---------|
| 3275 | 64-110  |
| 3276 | 104-134 |
| 3277 | 134-164 |



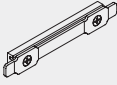

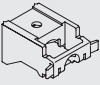
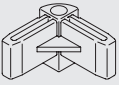
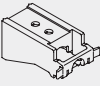
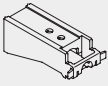
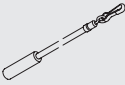
## Standard Accessories

|      |                           |   |      |                             |   |
|------|---------------------------|---|------|-----------------------------|---|
| 1080 | Profile                   |  | 18R  | Screw 25mm. No. 8 roundhead |   |
| 3534 | Glider 3533 in strip form |  | 3630 | Bracket                     |  |
| 3667 | Endcover (32mm)           |  |      |                             |   |


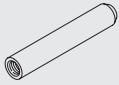
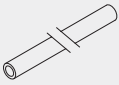

## Optional Accessories

|       |   |   |      |  |   |
|-------|---|---|------|--|---|
| 0516  | Pelmet spacer                           |    | 3016 | Endstop                                  |    |
| 3017  | Endstop                                 |    | 3070 | Twist eye endstop                        |    |
| 3071  | Screw twist endstop                     |    | 3133 | Bracket cover (60mm)                     |    |
| 3133L | Extended bracket cover for 3138/9       |   | 3134 | Extension bracket (60mm)                 |   |
| 3135  | Extension bracket (80mm)                |  | 3136 | Extension bracket (100mm)                |  |
| 3137  | Extension bracket (120mm)               |  | 3138 | Extension bracket (150mm)                |  |
| 3139  | Extension bracket (200mm)               |  | 3271 | Adjustable bracket base                  |  |
| 3272  | Adjustable bracket arm (69mm)           |  | 3273 | Adjustable bracket arm (92mm)            |  |
| 3274  | Adjustable bracket arm (122mm)          |  | 3275 | Adjustable extension bracket set (69mm)  |  |
| 3276  | Adjustable extension bracket set (92mm) |  | 3277 | Adjustable extension bracket set (122mm) |  |
| 3533  | Glider                                  |  | 3548 | Retrofit glider                          |  |
| 3570  | Rotating glider                         |  | 3602 | Wall support                             |  |
| 3603  | Top fix bracket                         |  | 3604 | Corner piece                             |  |
| 3606  | Snap fastener                           |  | 3618 | Wall support                             |  |

1080

|      |                                    |   |      |                                      |   |
|------|------------------------------------|---|------|--------------------------------------|---|
| 3620 | Connecting bridge                  |  | 3626 | Return fixing bracket                |  |
| 3630 | Bracket                            |  | 3638 | Re-inforced corner piece for pelmets |  |
| 3655 | Long universal bracket             |  | 3660 | Extra long universal bracket         |  |
| 4092 | Plastic draw rod (4092S Aluminium) |  | 6748 | Cheese head machine screw (M4)       |   |

### Sets

|      |                     |  |      |                    |   |  |
|------|---------------------|--|------|--------------------|---|--|
| 3639 | Hanger rod assembly |  | 3611 | Stud               | 1 |   |
|      |                     |  | 3612 | Support with screw | 1 |   |
|      |                     |  | 3697 | Rod                | 1 |   |
|      |                     |  | 3699 | Track insert       | 1 |  |

### Useful Information and Sewing Accessories

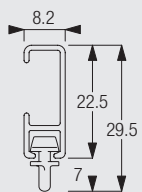


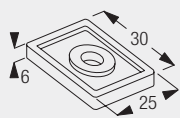
Diagram uses standard 3533/3534 glider and is measured to the inside of the glider eye. For optional gliders substitute dimensions below:  
 3570 = 6.0mm  
 3548 = 7.5mm



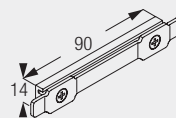
|      |               |   |      |      |   |
|------|---------------|---|------|------|---|
| 3562 | Standard tape |  | 3571 | Hook |  |
| 3582 | Hook          |  | 3599 | Hook |  |
| 6146 | Hook          |  |      |      |   |

## Useful Measurements

0516 Pelmet spacer



3620 Connecting bridge



1080



1080



1080



1080

[www.silentgliss.co.uk](http://www.silentgliss.co.uk)

Silent Gliss Ltd  
Pyramid Business Park  
Poorhole Lane  
Broadstairs  
Kent  
CT10 2PT  
Great Britain

Tel: 0044 (0) 1843 863571  
Fax: 0044 (0) 1843 864503  
[sales@silentgliss.co.uk](mailto:sales@silentgliss.co.uk)