

# Roman Blind Systems



This brochure contains colour illustrations and a summary specification for each of the systems in this product group to assist your clients in making their choice.


Over recent years Silent Gliss have developed the most comprehensive range of components aimed at creating an attractive and professionally-finished Roman blind with speed and requiring minimum on-site preparation and installation work.



### Silent Gliss 2010 ►

#### A system for hanging Roman blinds on decorative poles – Metropole Roman.


The Roman blind and pole system 2010 combines the traditional elegance of a Roman blind with the decorative appearance of a curtain pole to create a functional yet stylish window treatment. For light to medium weight blinds up to 2m wide and 2.5m drop and up to 2kg in weight. Patented vertical cord lock ensure smooth and easy operation, even when recess fitted without the need to lock-off. Click in tab top plates enable easy installation of the Roman blind. Flat heading or curtain rings also possible. Easy removal for cleaning and maintenance.



### ◀ Silent Gliss 2020

#### Simple to operate and robust chain operation.

Unique cassettes pre-loaded with tapes for blinds up to 2.5m in width and 3m drop and up to 3kg in weight. Fast gear operation: blind stops automatically at any level without the need to 'lock-off'. Made to measure or in workroom quantities. Easy wall or ceiling fix.



### Silent Gliss 2120 ►

#### The most suitable hand operated blind for commercial use.


For blinds up to 4m in width and with a drop of up to 6m and up to 8kg in weight. Enclosed take up reels ensure tangle free tapes. Normally supplied ready assembled to order. The overall appearance is neat and simple. yet uses a strong headrail for an even sturdier system. Simple ceiling or wall fix.



### ◀ Silent Gliss 2050

#### An electrically operated system for light to medium weight blinds.

For blinds up to 4m in width and 6m drop and up to 5kg in weight. Ideal for domestic and commercial use. The quiet motor can be fitted anywhere along the track. Using a wall mounted switch or remote control, the blind can be lowered or raised to any desired position. Pre-set limit switches can be easily adjusted to determine the



maximum travel of blind required. Uses the same basic components as 2120. Simple ceiling or wall fix.



### ▲ Silent Gliss 2150

#### An electrically operated system for medium to heavy weight blinds.

For blinds up to 10m in width and 6m drop (maximum area of 40m<sup>2</sup> depending on fabric weight). Up to 15kg fabric weight can be operated. The quiet 220v motor is concealed in the headbox.

Ideal for domestic and commercial use. Uses a wall mounted switch or remote control operated to raise or lower the blind to any desired position. Pre-set limit switches can be easily adjusted to determine the maximum travel of blind required. Discreet fitting incorporates Velcro® strip for attaching blind.

Silent Gliss Ltd  
Head Office and Factory  
Star Lane, Margate  
Kent, Great Britain CT9 4EF

Tel: 00 44 (0)1843 863571  
Fax: 00 44 (0)1843 864503  
E-mail: sales@silentgliss.co.uk  
www.silentgliss.co.uk

